

# Statistical Bulletin



Department of Statistics, Ministry of Finance

April 1, 2021









**2020 Taiwan's exports value ranked 15<sup>th</sup> in the world, an increase from 17<sup>th</sup> in 2019;**

**2020 Taiwan's imports value ranked 18<sup>th</sup> in the world, a decrease from 17<sup>th</sup> in 2019.**

1. According to the latest world merchandise statistics issued by WTO, world merchandise exports totaled US\$17.6 trillion in 2020, a decrease of 7.5% from the previous year. Mainland China's merchandise exports totaled US\$2.6 trillion, which accounted for 14.7% of world merchandise exports, ranking 1st in the world. The United States (8.1%) was second to Mainland China, followed by Germany (7.8%), the Netherlands (3.8%), Japan (3.6%), and Hong Kong (3.1%). South Korea's merchandise exports totaled US\$513 billion, which accounted for 2.9% of world merchandise exports, ranking 7<sup>th</sup> in the world. Singapore ranked 14<sup>th</sup> in the world, increasing from 15<sup>th</sup> in 2019. Taiwan's merchandise exports totaled US\$345 billion, which accounted for 2.0% of world merchandise exports, ranking 15<sup>th</sup> in the world, increasing from 17<sup>th</sup> in 2019.
2. World merchandise imports totaled US\$17.8 trillion in 2020, decreasing 7.6% from the previous year. The five leading importing countries were the United States, Mainland China, Germany, the United Kingdom, and Japan. Hong Kong and South Korea ranked 8<sup>th</sup> and 9<sup>th</sup>, respectively, and Singapore ranked 15<sup>th</sup>. Taiwan's merchandise imports totaled US\$286 billion, which accounted for 1.6% of world merchandise imports, ranking 18<sup>th</sup> in the world, decreasing from 17<sup>th</sup> in 2019.

## 2020 Major Countries' Merchandise Exports, Imports, and Ranks

Unit: Billion US\$

	Mainland China	U.S.	Germany	Japan	Hong Kong	South Korea	Singapore	Taiwan
								
Exports	2,591	1,432	1,380	641	549	513	363	345
Exports Rank	1	2	3	5	6	7	14	15
Imports	2,056	2,408	1,171	635	570	468	330	286
Imports Rank	2	1	3	5	8	9	15	18

3. As for the changes of major countries' total export proportions from 2010 to 2020, Mainland China replaced Germany and the United States to become the largest exporting country benefiting from its dominating manufacturing supply chain all around the world and its aggressive establishment of high value-added industries. In the last 10 years, Mainland China's exports proportion has increased significantly by 4.4 percentage points (p.p.) compared to only 0.5p.p. for Hong Kong and 0.2p.p. for Taiwan. Owing to the impact of COVID-19 on economic activities, the exports proportion of Japan, Germany, the United States, Singapore, and South Korea were down by 1.4p.p., 0.4p.p., 0.2p.p., 0.2p.p. and 0.1p.p., respectively.

#### Change in Major Countries' Merchandise Export Proportions in Recent 10 Years

Year	Unit:%							
	Mainland China	U.S.	Germany	Japan	Hong Kong	South Korea	Singapore	Taiwan
2010	10.3	8.4	8.2	5.0	2.6	3.0	2.3	1.8
2015	13.7	9.1	8.0	3.8	3.1	3.2	2.1	1.7
2016	13.1	9.0	8.3	4.0	3.2	3.1	2.1	1.7
2017	12.8	8.7	8.2	3.9	3.1	3.2	2.1	1.8
2018	12.7	8.5	8.0	3.8	2.9	3.1	2.1	1.7
2019	13.1	8.6	7.8	3.7	2.8	2.9	2.1	1.7
2020	14.7	8.1	7.8	3.6	3.1	2.9	2.1	2.0
Change over 10 years	4.4	-0.2	-0.4	-1.4	0.5	-0.1	-0.2	0.2

Source: Department of Statistics, Ministry of Finance; WTO Press/876.